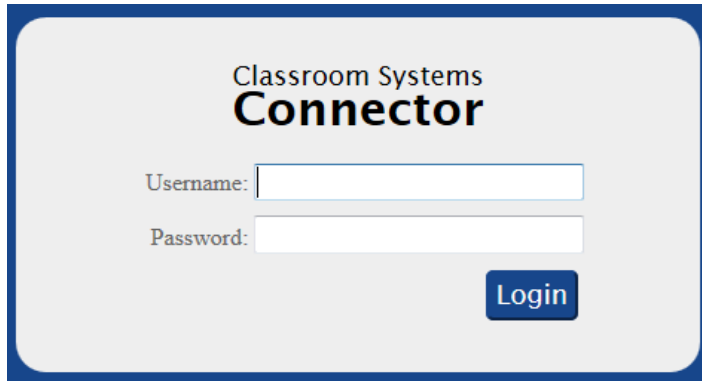


## Student/Parent Guide to Using Connector

The **Connector screen** will be your primary screen to monitor student work and how your students are progressing through their courses.

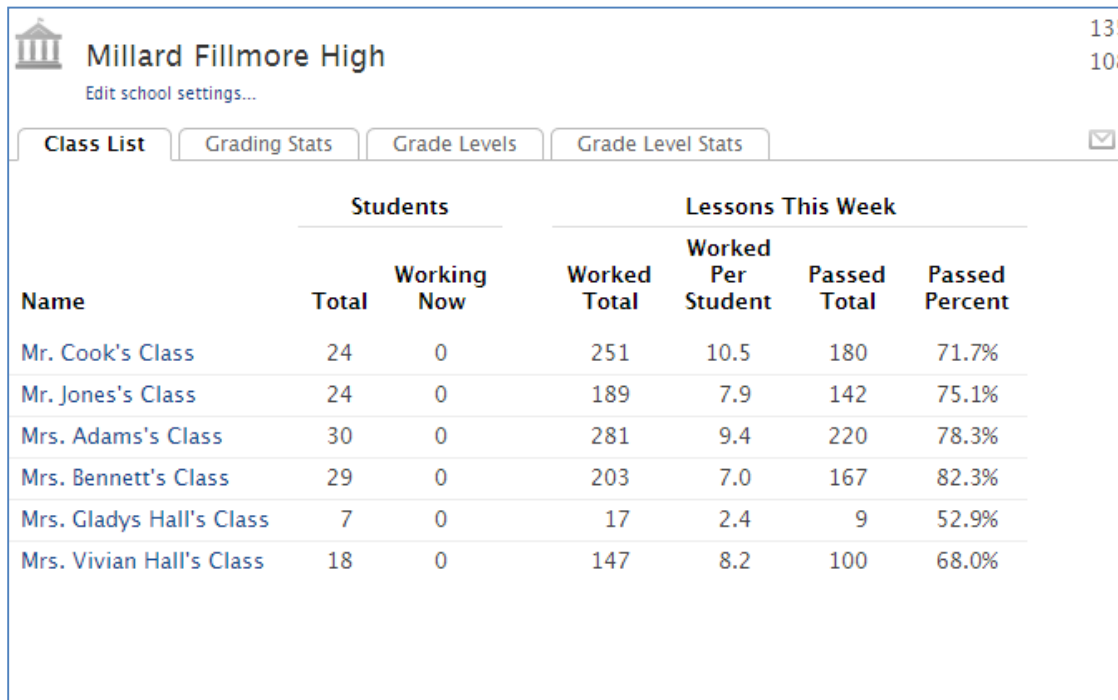
Your URL is:

Use your same A+ login. (Connector is case-sensitive, A+ is not)



The image shows a login screen for Classroom Systems Connector. It features a blue border and a light gray background. At the top, it says "Classroom Systems Connector". Below that, there are two input fields: "Username:" and "Password:". A blue "Login" button is positioned to the right of the password field.

Type in your "Username" and "Password" (call us if you forgot) into the fields and select "Login". This will bring you to a screen that will show which classes you have access to view. Select your class to view your students' progress. (An administrator will have access to all classes.)




The screenshot shows the Classroom Systems Connector interface for Millard Fillmore High. The page has a header with the school name and a "Class List" tab selected. Below the tabs is a table with columns for "Students" and "Lessons This Week". The table lists six classes with their respective statistics.

Name	Students		Lessons This Week			
	Total	Working Now	Worked Total	Worked Per Student	Passed Total	Passed Percent
Mr. Cook's Class	24	0	251	10.5	180	71.7%
Mr. Jones's Class	24	0	189	7.9	142	75.1%
Mrs. Adams's Class	30	0	281	9.4	220	78.3%
Mrs. Bennett's Class	29	0	203	7.0	167	82.3%
Mrs. Gladys Hall's Class	7	0	17	2.4	9	52.9%
Mrs. Vivian Hall's Class	18	0	147	8.2	100	68.0%

Next, click on a teacher’s class link to view individual student progress and activity.

Notice the “Last Activity” column, which indicates the last time they worked in A+.



Millard Fillmore High  
**Mr. Cook's Class**  
[Edit class settings...](#)

24 students – 0 working now  
251 lessons this week – 71.7% passed

---

Current Activity

Progress Tracking

Grading Stats

[Send Message...](#)

---

**Lessons This Week** (today)

Name	Completed	Passed	Hours	Last Activity	
Allen, Denise	5	1	1.5	10:07 am yesterday	<span style="background-color: #f4a460; padding: 2px 5px; border-radius: 3px;">blocked</span>
Allen, Francis	9	9	3.9	1:59 pm yesterday	
Allen, Stanley	1	1	2.0	8:17 pm yesterday	
Carter, Dana	9	10	4.1	8:22 pm yesterday	
Cox, Tina	3	2	1.5	7:56 pm yesterday	<span style="background-color: #f4a460; padding: 2px 5px; border-radius: 3px;">blocked</span>
Foster, Jeanette	8	7	3.7	9:52 am yesterday	
Gonzales, Ruby	5	5	2.4	1:04 pm yesterday	<span style="background-color: #fff9c4; padding: 2px 5px; border-radius: 3px;">essay</span>
Hernandez, Jack	0	0	0.0	3/18/2013	
Hughes, Alicia	24	18	7.1	10:24 pm 4/1	<span style="background-color: #f4a460; padding: 2px 5px; border-radius: 3px;">blocked</span>
Jenkins, Jeffrey	4	3	1.6	1:36 pm yesterday	
Kelly, Todd	8	8	2.7	12:40 pm yesterday	
Martin, Brad	0	0	0.0	–	
Parker, Tracy	7	7	6.4	11:46 am yesterday	
Perez, Leo	12	12	5.5	6:04 pm yesterday	

**Latest Activity**

---

yesterday, 8:22 pm Dana Carter  
1 minute *studying*  
Science 7b: The Scientific Method

---

yesterday, 8:20 pm Dana Carter  
less than a minute *studying*  
Mathematics 7th(P): Number Sense 3

---

yesterday, 8:20 pm Dana Carter  
2 minutes *studying*  
Mathematics 7th(P): Number Sense 3

---

yesterday, 8:17 pm Stanley Allen  
8 minutes on the *practice* test  
Mathematics (P): Graphing Data

---

yesterday, 8:16 pm Dana Carter  
less than a minute *studying*  
Mathematics 7th(P): Number Sense 3

---

yesterday, 7:56 pm Tina Cox  
**60%** on the *practice* test  
Science Standards CST: The Earth's Revolution



Also, view the “Latest Activity” column, which offers up-to-the-minute information regarding each student.

Next, click on the “Progress Tracking” tab at the top of the screen.

Here, you can see how students are progressing through assigned work.

The gray bar under the colored bars shows the “expected progress” of the student in relation to the day in the quarter or semester.

**Green bars** indicate that the student is progressing faster than expected.

**Orange bars** indicate that the student is progressing near the expected rate.

**Red bars** indicate that the student is far behind the expected rate.



Millard Fillmore High  
Mr. Cook's Class

[Edit class settings...](#)

24 students – 0 working now

251 lessons this week – 71.7% passed

[Current Activity](#)

**[Progress Tracking](#)**

[Grading Stats](#)

[Send Message...](#)

These stats are updated early each morning and don't include any of today's work.

Name	Progress	Grades	Lessons This Attendance Period			Last Attendance Period		
			Completed	Passed	Hours	Completed	Passed	Hours
Allen, Denise		FCCC	5	1	1.5	50	41	18.8
Allen, Francis		DCCB	4	3	2.2	53	50	22.8
Allen, Stanley		OCCB	1	1	2.0	15	15	13.6
Carter, Dana		BBBBA	6	6	2.5	43	44	15.4
Cox, Tina		DCBA	1	0	1.0	32	27	9.7
Foster, Jeanette		BBBB	7	6	1.9	26	26	24.4
Gonzales, Ruby		CBBA	3	3	1.3	49	44	24.1
Hernandez, Jack		00AA	0	0	0.0	22	22	11.3
Hughes, Alicia		DCCB	13	10	3.0	78	64	28.8
Jenkins, Jeffrey		DCBA	4	3	1.6	52	52	21.4
Kelly, Todd		DBBA	4	4	1.0	55	50	19.0
Martin, Brad	No assignments		0	0	0.0	0	0	0.0
Parker, Tracy		CBAA	5	5	4.7	29	30	22.8

While in the “Progress Tracking” tab in the class view, you can click on the “Progress” heading to organize the students in the list according to their progress. Notice how the colored bars are now grouped together for easier class analysis.

Millard Fillmore High  
**Mr. Cook's Class**  
 Edit class settings...

24 students – 0 working now  
 251 lessons this week – 71.7% passed

Current Activity | **Progress Tracking** | Grading Stats | [Send Message...](#)

These stats are updated early each morning and don't include any of today's work.

Name	Progress	Grades	Lessons This Attendance Period			Last Attendance Period		
			Completed	Passed	Hours	Completed	Passed	Hours
Hernandez, Jack		00AA	0	0	0.0	22	22	11.3
Ramirez, Evelyn		CBAA	3	3	2.4	21	20	9.4
Cox, Tina		DCBA	1	0	1.0	32	27	9.7
Foster, Jeanette		BBBB	7	6	1.9	26	26	24.4
Parker, Tracy		CBAA	5	5	4.7	29	30	22.8
Allen, Stanley		OCCB	1	1	2.0	15	15	13.6
Jenkins, Jeffrey		DCBA	4	3	1.6	52	52	21.4
Sanchez, Heather		CCBB	11	11	2.5	51	46	13.7
Carter, Dana		BBBBBA	6	6	2.5	43	44	15.4
Allen, Francis		DCCB	4	3	2.2	53	50	22.8
Williams, Emily		BBAA	10	12	2.7	60	58	33.2
Young, Edward		BBBA	5	4	3.0	35	30	37.4
Thompson, Kath...		CCCB	9	7	8.4	59	53	42.1
Watson, George		BBBA	4	4	2.7	57	55	31.1

At any time, you can click the “Send Message” link and choose to send a message to individuals or to an entire class. A pop-up box will appear where you can create your message. Students will receive the message the next time they log into Connector. Note: Students are not able to message each other.

Millard Fillmore High  
**Mr. Cook's Class**  
 Edit class settings...

24 students – 0 working now  
 251 lessons this week – 71.7% passed

Current Activity | **Progress Tracking** | Grading Stats | [Send Message...](#)

These stats are updated early each morning and don't include any of today's work.

Name	Progress	Grades	Lessons This Attendance Period			Last Attendance Period		
			Completed	Passed	Hours	Completed	Passed	Hours
Hernandez, Jack		00AA	0	0	0.0	22	22	11.3
Ramirez, Evelyn		CBAA	3	3	2.4	21	20	9.4
Cox, Tina		DCBA	1	0	1.0	32	27	9.7
Foster, Jeanette		BBBB	7	6	1.9	26	26	24.4
Parker, Tracy		CBAA	5	5	4.7	29	30	22.8
Allen, Stanley		OCCB	1	1	2.0	15	15	13.6
Jenkins, Jeffrey		DCBA	4	3	1.6	52	52	21.4

**Send a message to Mr. Cook's Class** [X]

To: All students in Mr. Cook's Class (24 people)

Next, click on a student's name to review individual progress. From this screen, you can review progress made in each of the student's courses. Also, you can view current grades and this student's latest activity.

Millard Fillmore High / Eighth Grade

**Tracy Parker**

Overall Progress:

Grades: **AABC**

Overview
Attendance
Grading
Daily Activity
Messages (0)

[Send Message...](#) [Force A+ Logoff](#)

Mr. Cook's Class

**Mathematics (P)**

Grade: **C** (76.7%)

Credits: **0.02 / 0.50**

Start: Feb 09, 2013, Due: Jun 07, 2013

0 lessons finished today in 00:00

0 lessons finished this week in 00:01

3 of 98 Lessons Finished:

[Edit...](#)

**Latest Activity**

yesterday, 11:46 am: 7 minutes *studying*  
Science Standards CST: The Earth's Revolution

---

yesterday, 11:28 am: less than a minute *studying*  
Language Arts (P): Pronouns 3

---

yesterday, 11:26 am: 3 minutes *studying*  
Language Arts (P): Pronouns 3

---

yesterday, 11:18 am: **100%** on the *mastery* test  
Science Standards CST: The Solar System

---

yesterday, 11:06 am: **90%** on the *practice* test  
Science Standards CST: The Solar System

---

yesterday, 11:01 am: 1 hour, 7 minutes *studying*  
Science Standards CST: The Solar System

Mr. Cook's Class

**Language Arts (P)**

Grade: **A** (94.6%)

Credits: **0.07 / 0.50**

Start: Feb 09, 2013, Due: Jun 07, 2013

0 lessons finished today in 00:00

1 lesson finished this week in 01:17

13 of 97 Lessons Finished:

[Edit...](#)

Mr. Cook's Class

**Science Standards CST**

Grade: **B** (84.0%)

Credits: **0.17 / 0.50**

Start: Mar 06, 2013, Due: Jun 07, 2013

0 lessons finished today in 00:00

1 lesson finished this week in 01:40

5 of 15 Lessons Finished:

[Edit...](#)

To view an assignment list and progress for a course, click on one of the student's courses. Here, you can view individual assignments, how long the student spent in the lessons, scores, and average grade.

Tracy Parker (tparker) / Mr. Cook's Class

**Language Arts (P)**

Start: Feb 09, 2013, Due: Jun 07, 2013

0 lessons finished today in 00:00

1 lesson finished this week in 01:17

Grade: **A** (94.6%)

Credits: **0.07 / 0.50**

[Edit...](#)

**Lesson Details**

[Send Message...](#)

Assignment	Score	Date Finished	Mastery Attempts	Mastery Time	Total Time	Grade Weight
Nouns 1	100.00%	2/26/2013	1	00:01	00:09	1.03%
Nouns 2	100.00%	2/26/2013	1	00:02	00:14	1.03%
Nouns 3	100.00%	2/26/2013	1	00:03	00:11	1.03%
Nouns 4	100.00%	2/27/2013	1	00:02	00:18	1.03%
Nouns 5	100.00%	2/27/2013	1	00:04	00:46	1.03%
Verbs 1	80.00%	2/27/2013	1	00:04	00:12	1.03%
Verbs 2	90.00%	3/04/2013	1	00:06	00:49	1.03%
Verbs 3	100.00%	3/06/2013	1	00:05	01:04	1.03%
Verbs 4	100.00%	3/11/2013	1	00:03	00:41	1.03%
Verbs 5	80.00%	3/12/2013	1	00:02	00:31	1.03%
Verbs 6	80.00%	3/13/2013	3	00:12	00:46	1.03%
Pronouns 1	100.00%	3/26/2013	1	00:06	00:36	1.03%
Pronouns 2	100.00%	3/31/2013	1	00:05	01:13	1.03%
<b>Pronouns 3</b>	-	-	<b>0</b>	<b>00:00</b>	<b>00:04</b>	<b>1.03%</b>

Notice if your student is “blocked.” This means that the student did not master the mastery test in their two attempts, but they can continue working on the next lesson.

Millard Fillmore High  
Mr. Cook's Class  
Edit class settings... 24 students - 0 weeks  
99 lessons this week


Current Activity Progress Tracking Grading Stats Send Message...

**Lessons This Week (today)**

Name	Completed	Passed	Hours	Last Activity	
Allen, Denise	2	1	1.0	10:07 am yesterday	blocked
Allen, Francis	4	3	2.2	1:59 pm yesterday	
Allen, Stanley	1	1	1.1	8:17 pm yesterday	
Carter, Dana	0	0	0.1	8:22 pm yesterday	
Cox, Tina	1	0	0.5	7:56 pm yesterday	blocked

Intervention Idea: Ask the student to study additional minutes or show you their improved notes before reassigning their test. Once you click reassign, the lesson title will turn purple in Connector and the student is given another opportunity to take the 10-question mastery test.

Lesson Details Send Message...

Assignment	Score	Date Finished	Mastery Attempts	Mastery Time	Total Time	Grade Weight	
Atoms	70.00%	7/12/2014	1	00:02	00:09	6.67%	
Chemical Bonds	60.00%	7/12/2014	3	00:06	00:14	6.67%	
Energy	80.00%	8/01/2014	1	00:02	00:15	6.67%	
Heat Energy	70.00%	8/01/2014	1	00:09	00:21	6.67%	
 The Solar System	30.00%	8/03/2014	2	00:09	00:24	6.67%	Reassign Accept
The Earth's Revolution	-	-	0	00:00	00:19	6.67%	